
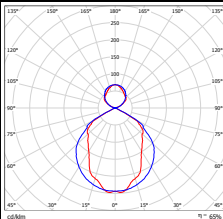


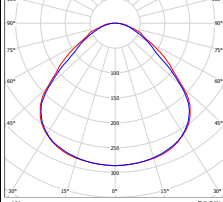

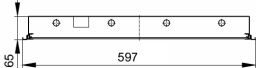
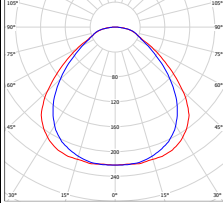

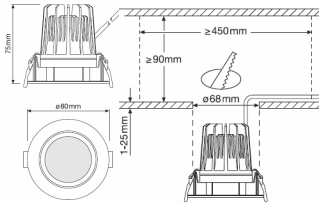
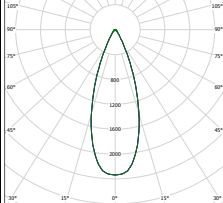

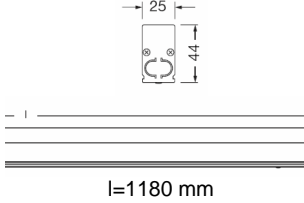
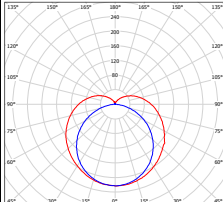

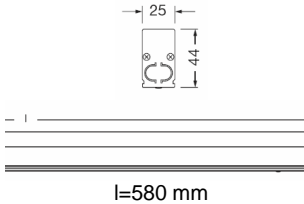
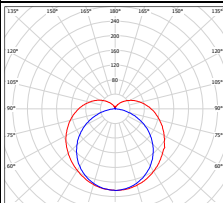

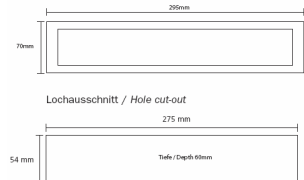
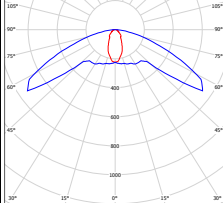

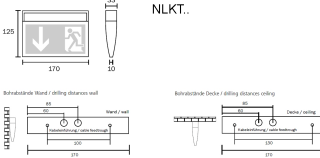


ozn.	obrázek	rozměr	vyzařovací char.	světelný zdroj	příkon hmotnost
S1		š 500 mm x d 1600 mm		4x T5 - 49 W/940	210 W 24 kg
S2		 596 mm x 596 mm		LED 4600 lm 32 W/840	38 W 6 kg
S3				4x T5 - 24 W/940	98 W 5 kg
S4				LED 750 lm 36° /840	10,3 W 0,4 kg
S5		 l=1180 mm		LED 1850 lm 18 W/840	18 W
S6		 l=580 mm		LED 980 lm 10 W/840	10 W
N		 Lochausschnitt / Hole cut-out 275 mm Tiefe / Depth 65mm		LED 170 lm	4 W 0,29 kg
P		NLKT.. 		LED	1,5 W

